



Anguilla Government Statistics Department

Tourism Statistics Summary- July 2009

OVERVIEW

The level of visitor arrivals for July 2009 continued to fall this period with the possible knock-on effect from the financial crisis. Current levels were reminiscent of visitor flows following the years after 9/11, with arrivals falling 6.8% to 11,536 visitors compared to July 2008.

Anguilla continues to attract holiday-makers or vacationers, with 11,253 or 97.5% of visitors coming mainly for vacation. The remaining 283 or 2.5% of visitors stated that their main purpose of visit was business.

The Anguilla Summer Festival 2009 also started this month; and visiting revellers and non-resident nationals would have accounted for a component of the arrivals.



PASSENGER MOVEMENT

Passenger arrivals, inclusive of both visitors and Anguilla residents, were hard hit this period with all official ports of entry totalling 20,124 passengers. On average, arrivals were down by -14.9% compared to the same period in 2008.

Air transport experienced the most dramatic decline in passenger movements, with arrivals at the Wallblake Airport down by -36.8% to 2,633 passengers. The seaports continued to be the main gateway into Anguilla, accounting for 17,491 passengers or 86.9% of passengers. Although the majority (15,074 or 74.9%) of passengers entered the Blowing Point port, arrivals at this port slowed by -15.7% from the corresponding period in 2008. While the Sandy Ground port showed growth with arrivals up 52.0% to 2,417.

Passenger departures were recorded as 19,027 for the period, 12.0% lower than the 21,619 passenger departures in July 2008.

Blowing Point remained the main port of exit for Anguilla as it is a gateway to other travel options not available locally. Blowing Point recorded 14,347 passenger or 75.4% of departures.

Sandy Ground seaport had slightly more passenger departures than the airport with 2,385 departures or 12.5%, increasing almost three-fold compared to 810 departures in July 2008 from this port.

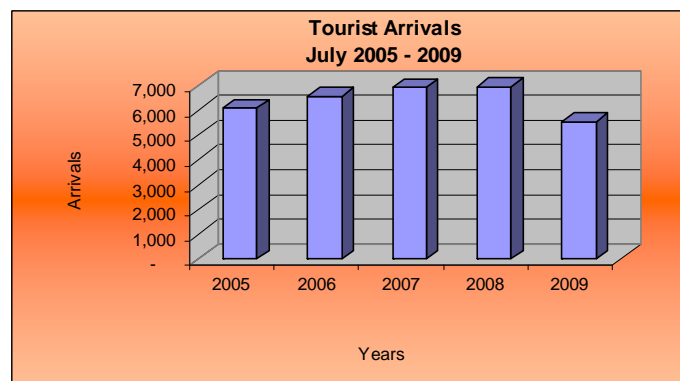
The Wallblake Airport accounted for 2,295 or 12.1% of passengers leaving Anguilla during the period under review.

TOURISTS (Stay-Over Visitors)

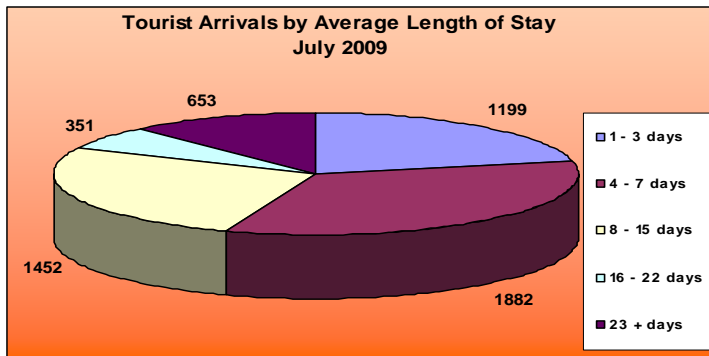
Tourist, that is a visitor who spends more than 24 hours in Anguilla, showed a 20.5% decline in arrivals compared to July 2008 to 5,537 tourist arrivals.

Arrivals were down to pre-2005 levels after experiencing small but steady increases for the past four years.

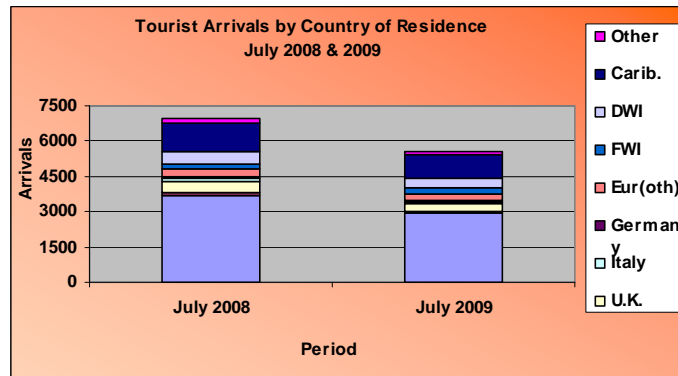
YEAR	2004	2005	2006	2007	2008	2009
Tourist Arrivals	5,485	6,093	6,588	6,936	6,964	5,537



The average intended length of stay was slightly longer this period, moving to 9.2 days compared to 8.6 in 2008. However the modal group for length of stay was 4 – 7 days and 55.6% of tourists indicated they would be spending 1 week or less in Anguilla.



For the month in review, there were approximately proportionate declines in the arrivals of tourists from all destinations as the distribution of arrivals stayed about the same, with Canadian and European markets a bit lower than 2008.



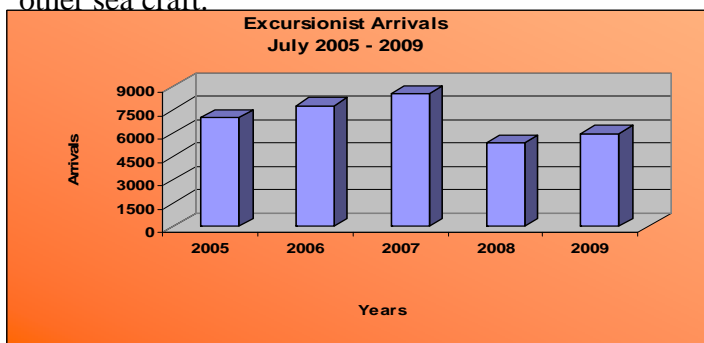
The United States of America (USA) remains the largest source market for tourists, accounting for 53.3% of arrivals followed by the Caribbean (excluding St. Martin/ St. Maarten) with 18.7% of arrivals.

The French West Indies (FWI) or St. Martin was the only country to show an increase in arrivals for 2009 compared to the corresponding period in 2008, up 9.0%

EXCURSIONISTS (Day Trippers)

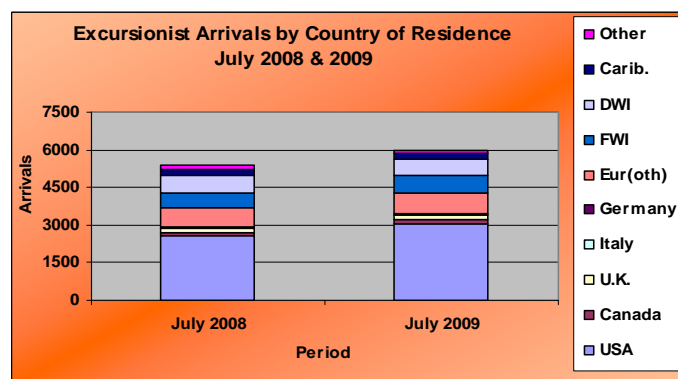
Excursionist or day trippers accounted for just over half (52.0%) of all visitor arrivals for July 2009 totalling 5,999. This group registered a 10.9% increase in arrivals compared to the same period in 2008 but was still lower than arrivals in 2005, 2006 and 2007.

Most day-trippers (98.9%) travel to Anguilla by sea. Of the 5,931 excursionist who arrived by sea, 59.8% used the ferry or charter services from St. Martin/St. Maarten to travel to Anguilla entering the Blowing Point seaport. The other 40.2% entered at the Sandy Ground port and may have been navigating yachts and other sea craft.



Excursionists were divided based on their country of permanent residence and selected countries were displayed based on their relative share or weight. Again, the main source market of this type of visitors is the USA accounting for 50.6% of arrivals.

Many of the larger source markets all saw increases this month over July 2008; such as USA, Canada, UK, Other European Countries and the FWI by 17.7%, 62.4%, 9.0%, 4.8% and 24.4% respectively.



This report, along with other Tourism Data, is available at the Government of Anguilla Statistics Department's website: <http://gov.ai/statistics/tourism.htm>

ANGUILLA STATISTICS DEPARTMENT
 OLD COURT HOUSE BUILDING
 P.O.BOX 60 | THE VALLEY | ANGUILLA
 BRITISH WEST INDIES
 Telephone: 1-264-497-5731 | Fax: 1-264-497-3986
 Email: statistics@gov.ai